

Product DATA

Data sheet no DS0404040 EN
2010 • R2-3



Switcher UNI serie IP44



Article no 0404040

Orlaco Products - PO Box 193 - 3770 AD Barneveld - The Netherlands
Phone: +31 (0) 342 404 555 - Fax: +31 (0) 342 404 556 - E-mail: info@orlaco.nl - Internet: www.orlaco.com

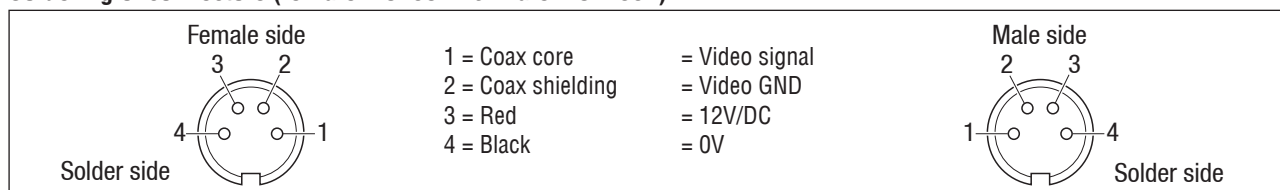
Technical Specifications

Switcher UNI serie IP44

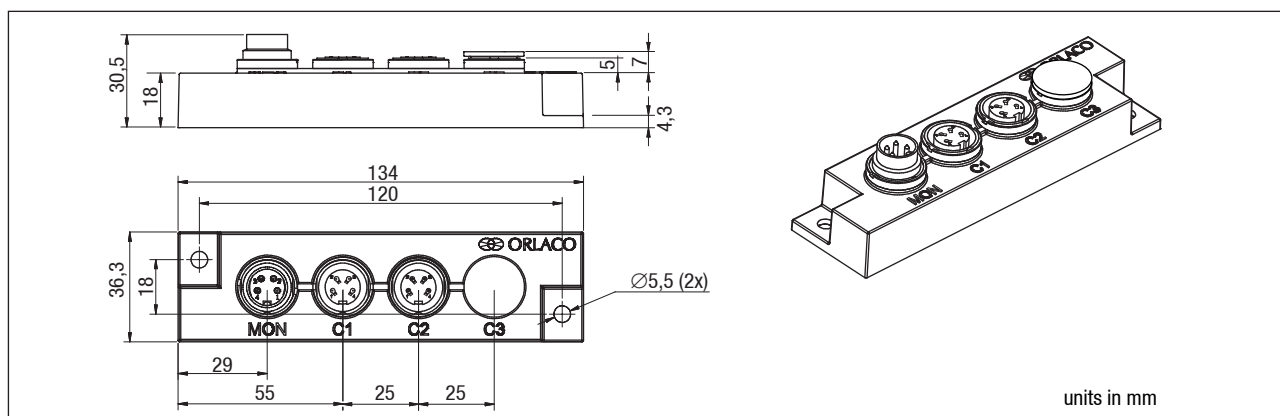
Article number	0404040
Description	Inputs and power supply for at the maximum of 3 cameras and even in combination with a Y-split cable 4 cameras, output for monitor.
Camera input	3 inputs PAL/NTSC, 1V/pp
Monitor output	PAL/NTSC, 1V/pp
Power input	12V/DC $\pm 1,5V$ from the monitor
Housing	ABS, black
Protection	IP44
Weight	0,104kg

Installation

Soldering of connectors (female: 1310841 & male: 1312001)



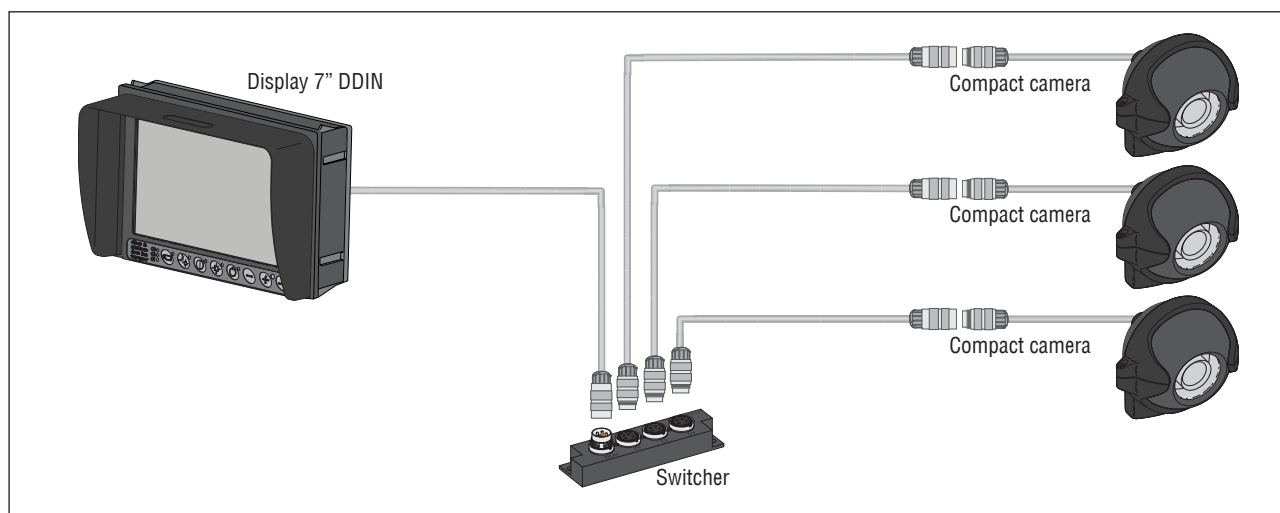
Dimensions



Application

Example of application of a switcher in a typical system (with DDIN)

Important: The maximal length between the switcher and the monitor is 20 m



All data subject to change without notice. All dimensions are for commercial purpose only.
The camera/display systems from Orlaco comply with the latest CE, ADR, EMC and mirror-directive regulations.
All products are manufactured in accordance with the ISO 9001-2000 quality management system, ISO 14001 environmental management systems and all Ex products with the IECEx scheme and ATEX directives.



www.orlaco.com