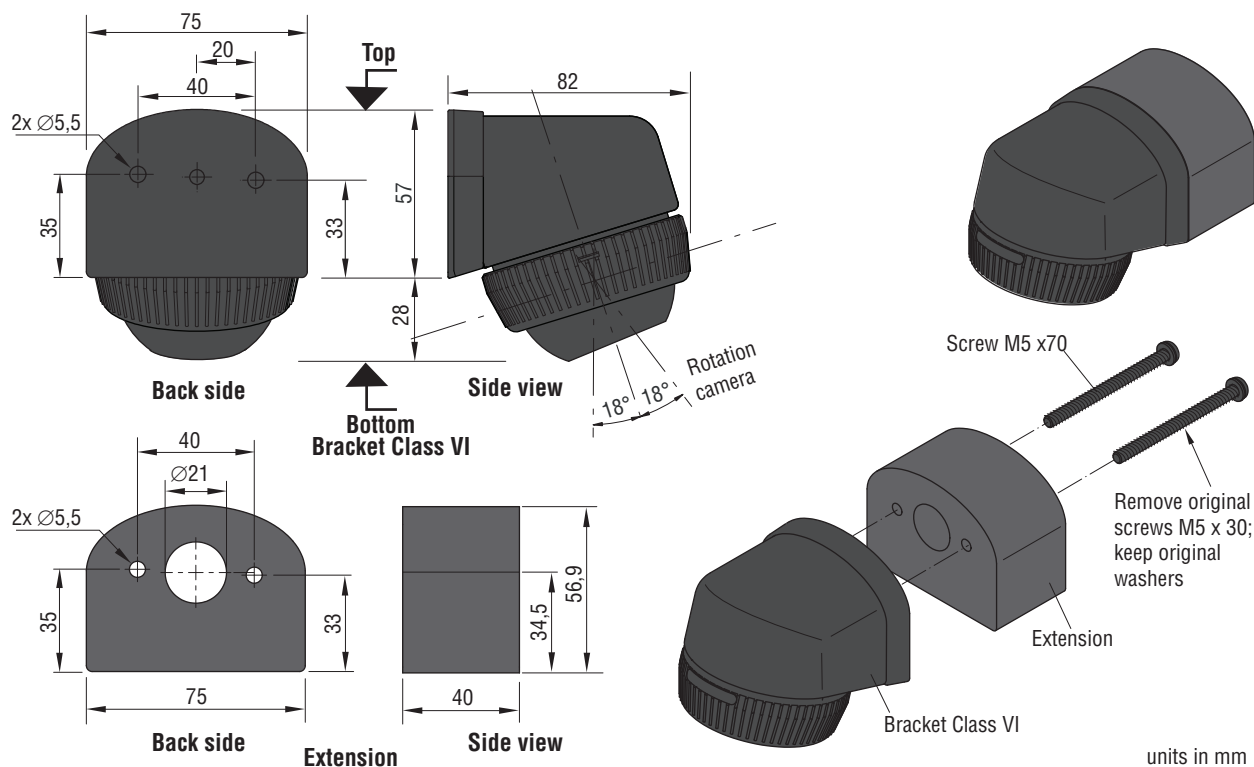


Product Data



Dimensions



TECHNICAL DATA

Class VI bracket with extension

Article number
General

Material
Weight
Operating temperature
Mounting material

Description

0401210

The bracket with extension is suitable to mount a compact camera on the front of the cabin

Bracket: ABS with glass fibre, Extension: Rubber 40° shore.

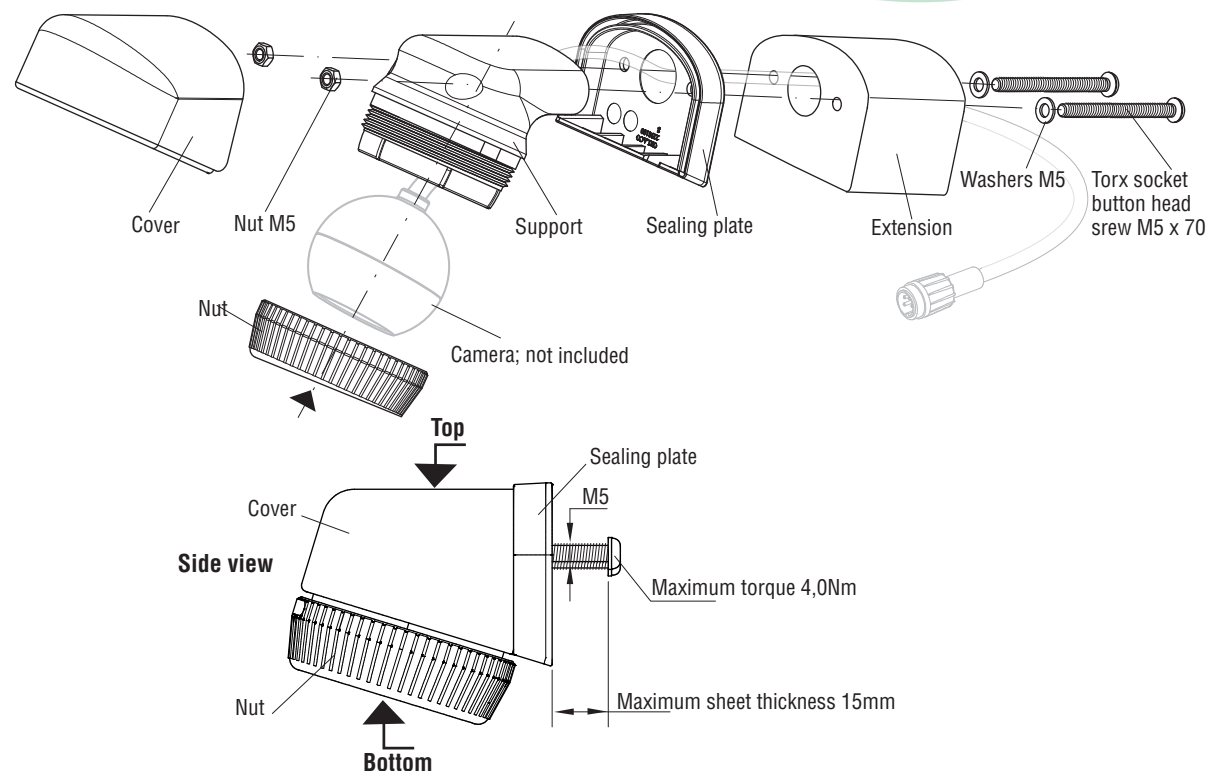
0,32 kg

-40°C to +85°C.

Bolts, washers and nuts included.

Camera not included

Installation



Demounting the nut on the Class VI Bracket.

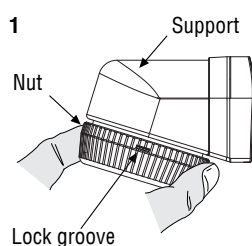


Figure 1

The lock behind the groove fixes the nut to the Support of the Class VI Bracket for front view camera.

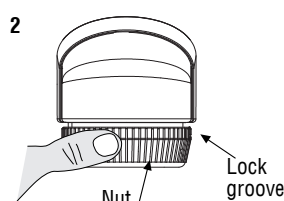


Figure 2

To demount the nut: Place your fingers 90 degrees from the lock groove.

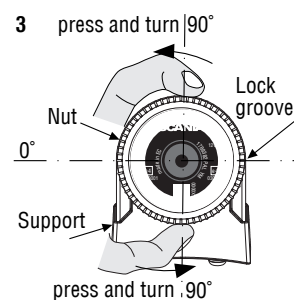


Figure 3

Then press and turn.

All data subject to change without notice. All dimensions are for commercial purpose only.

The camera/display systems from Orlaco comply with the latest CE, ADR, EMC and mirror-directive regulations, where applicable.

All products are manufactured in accordance with the ISO 9001 quality management system, ISO/TS 16949 quality automotive, ISO 14001 environmental management systems and all Ex products with the IECEx scheme and ATEX directives, where applicable.

