

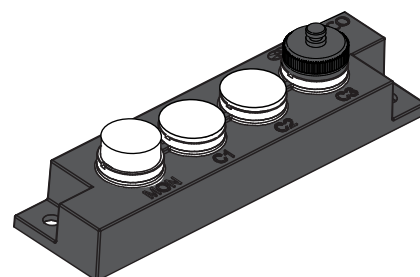
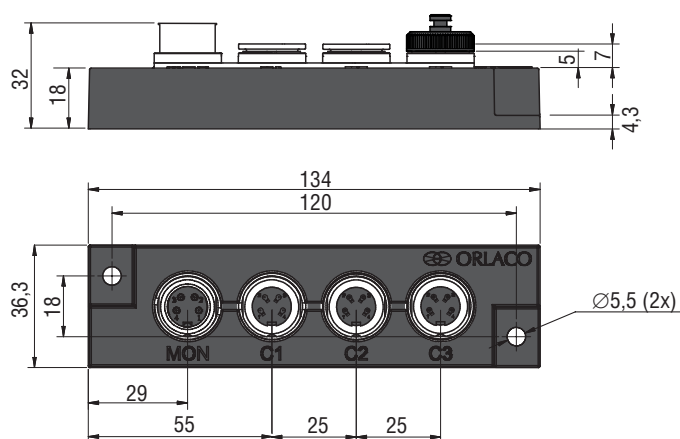
Vision is  
our mission®

Switcher UNI serie IP67  
Article no. 0404080  
2017 • DS0963213 EN A 01

# Product Data



## Dimensions



units in mm

## TECHNICAL DATA

### Switcher UNI serie IP67

**Article number**

**0404080**

**Description**

Inputs and power supply for at the maximum of 3 cameras and even in combination with a Y-split cable 4 cameras, output for monitor, waterproof IP67.

**Camera input**

3 inputs PAL/NTSC, 1V/pp

**Monitor output**

PAL/NTSC, 1V/pp

**Power input**

12V/DC  $\pm 1,5V$  from the monitor

**Housing**

ABS, black

**Protection**

IP67

**Weight**

0,149kg

**Operating temperature**

-40°C to +85°C.

#### Electrical connection

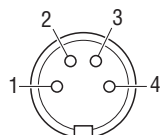
##### Front side sockets

1 = Coax core = Video signal

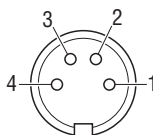
2 = Coax shielding = Video GND

3 = Red = 12V/DC

4 = Black = 0V



Front side  
Female 4p socket

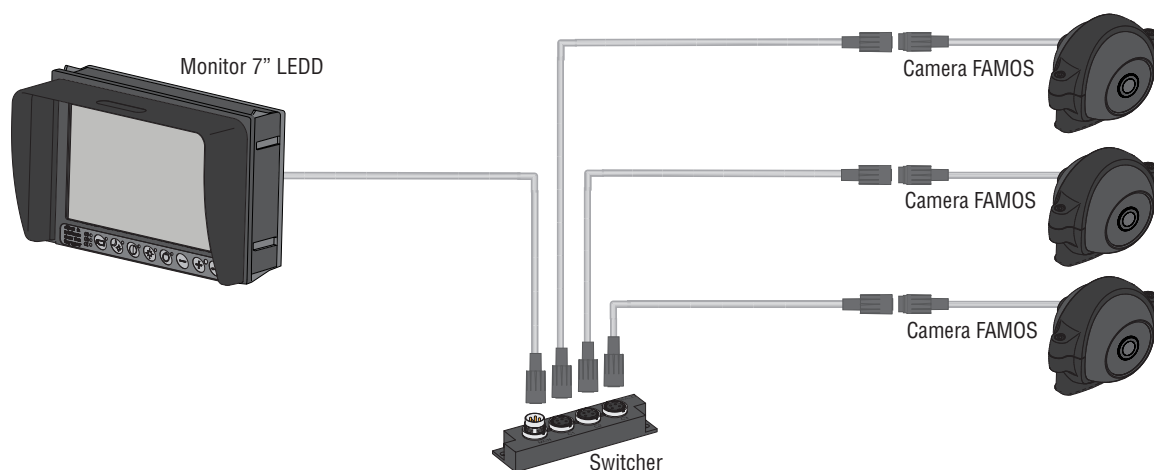


Front side  
male 4p socket

#### Application

##### Example of application of a switcher in a typical system (with Monitor 7" LEDD)

**Important:** The maximal length between the switcher and the monitor is 20 m



All data subject to change without notice. All dimensions are for commercial purpose only.

The camera/display systems from Orlaco comply with the latest CE, ADR, EMC and mirror-directive regulations, where applicable.

All products are manufactured in accordance with the ISO 9001 quality management system, ISO/TS 16949 quality automotive, ISO 14001 environmental management systems and all Ex products with the IECEx scheme and ATEX directives, where applicable.

