

Product

DATA

Data sheet no DS0411130 EN
2012 • R1-0



Set Monitor 12" RLED Serial R6



Article no 0411130

Orlaco Products - PO Box 193 - 3770 AD Barneveld - The Netherlands
Phone: +31 (0) 342 404 555 - Fax: +31 (0) 342 404 556 - E-mail: info@orlaco.nl - Internet: www.orlaco.com

Technical Specifications

Set Monitor 12" RLED Serial R6

Set Artikelnummer	0411130
Monitor	Article No. 0207910 Monitor 12" RLED Serial
Cable	Article No. 0304830 Cable Monitor 6 ow b7
Bracket	Article No. 2015600 Adjustable Bracket 190mm
Mounting material	Article No. 0910310 Set Mounting Material Adjustable Bracket
General	
Weight	2,81 kg, including cable and bracket.
Type	Automotive 12,1inch TFT-LCD module with a white LED backlight.
Resolution	XGA 1024 x R.G.B. x 768 pixels.
Viewing	80° horizontal and 70° vertical (@ CR≥10).
LED live time	30.000 Hrs.
Typical performance	Center luminance of white: 500cd/m2, Contrast ratio 700:1, Response time 5ms (Tr).
Software menu	Full On-Screen-Display (OSD) functionality in 8 languages: English, Dutch, German, French, Italian, Polish, Spanish, Swedish.
ABC mode	Improved Auto Brightness Control (ABC) including one-touch day/night setting and adjustable minimum and maximum levels for automatic control.
Operating temperature	-40°C...+85°C.
Electrical	
Input voltage range	12...30V.
Power consumption	12W@24V.
Protection:	>30V overvoltageprotection, <10V undervoltageprotection, protected against loaddumps, spikes and surges, reverse polarity on all wiring.
Power-output:	For powering cameras and other peripherals. Power-output = input Voltage. Output current 2A m
Video input	1Vtt, 75Ω, Pal 50 Hz, 4,43MHz color sub carr. NTSC 60 Hz, 3,58MHz color sub carr.
Mechanical	
Surface	Hard coating (3H), with AG LR (Low Reflection) polarizer.
Housing	Color Black, material: aluminium & high impact automotive synthetic thermoplastic polymer.
Protection	IP67 according IEC60529. dust-tight and protected against the effects of temporary immersion in water up to 1 m under water for 30 minutes.
Temperature/humidity test	According IEC60068-2-1/2/3/14/30/38.
Certification	
Quality & environment	Units are manufactured by Orlaco in the Netherlands; ISO 9001: 2000, ISO14001: 2004.

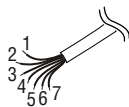
Each product is delivered with a User manual, Installation/System manual and Declaration Of Conformity (DOC).

Installation See System Manual SM0973230.

Dimensions/Installation

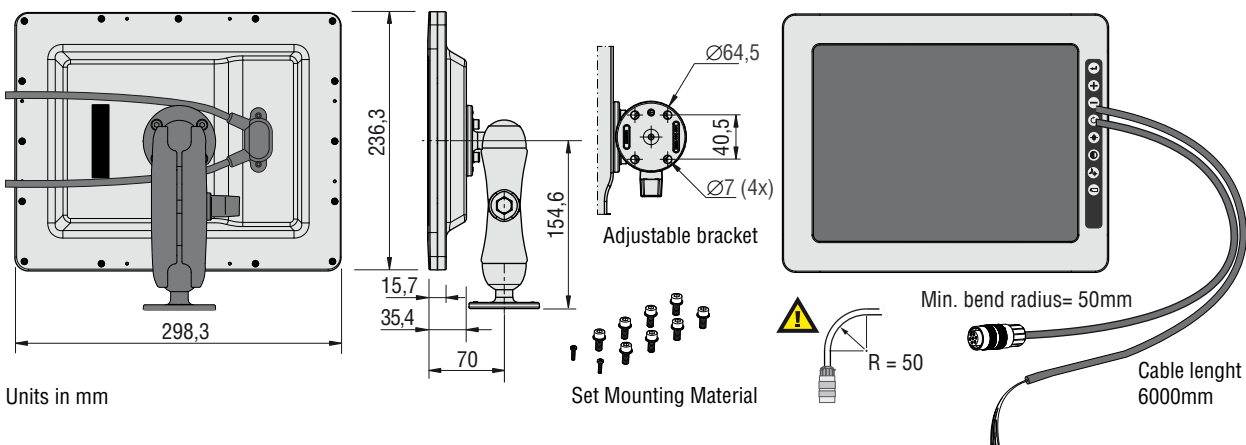
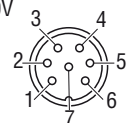
Connections to the monitor: (Secure the power input with a 5A fuse)

- | | |
|------------------|-----------------------------------|
| 1 = Red | = Power input: 12...30V |
| 2 = White | = Power input: 0V |
| 3 = Blue | = Cam No. 1 activated at 12...30V |
| 4 = Brown | = Cam No. 2 activated at 12...30V |
| 5 = White/Yellow | = Cam No. 3 activated at 12...30V |
| 6 = Grey | = Aux 1 activated at 12...30V |
| 7 = Yellow | = Aux 2 activated at 12...30V |
- Shielding to GND



Solder side 7p female connector:

- | | |
|--------------------|-------------------------|
| 1 = Coax core | = Video1 input |
| 2 = Coax shielding | = Video 0V |
| 3 = Red | = Power output 12...30V |
| 4 = Black | = Power output: 0V |
| 5 = Orange | = RS232 In |
| 6 = Yellow | = RS232 Out |
| 7 = Grey | = Video 2 input |
- Shielding to housing



All data subject to change without notice. All dimensions are for commercial purpose only.
The camera/display systems from Orlaco comply with the latest CE, ADR, EMC and mirror-directive regulations.
All products are manufactured in accordance with the ISO 9001 quality management system, ISO 14001 environmental management systems and all Ex products with the IECEx scheme and ATEX directives.



www.orlaco.com